

# **HD<sup>®</sup> 500 *SERIES***

FAST. SAFE. AGILE. VERSATILE.  
**WHATEVER YOUR MISSION.**



**HD<sup>®</sup>**  
HELICOPTERS

The **MD 500 SERIES** helicopters are the product of more than 40 years of market leadership, innovation, performance, and value.



Each of these single-turbine engine helicopters has proven itself as a superior performer for a wide variety of mission requirements: **executive transport, law enforcement, electronic news gathering, utility operations, aerial survey, and as a light observation helicopter for military missions.**



# **MD** 500 **SERIES**

A WIDE RANGE OF **OPERATING CAPABILITIES.**

## **MD COMMITMENT**

The MD 500 Series helicopters offer a wide range of operating capabilities coupled with speed, agility, power, safety, and low direct operating cost. Whatever your mission, there's a helicopter in the MD 500 Series that will help you accomplish it.

### **MD 500E®**

#### **Performance. Payload. Productivity.**

For more than 20 years the MD 500E has earned its reputation as a hands-down favorite, delivering the highest speed, payload, and productivity in its class. And it does it for a direct operating cost that beats the competition. Like others in the MD 500 Series, the MD 500E features ample cabin space for five, with unsurpassed visibility. The large, flat floor provides plenty of room for cargo, and the useful internal load of 1,519 pounds (689 kg) is ideally suited for most utility operations. The MD 500E cruises easily

at 135 kt (250 kph) over a range of 290 nm (537 km). For applications where noise is a concern, the MD 500E can be equipped with a four-bladed tail rotor for quieter performance.

### **MD 530F®**

#### **The High-Altitude, Hot-Day Performer.**

With more power and longer main-rotor blades, the MD 530F is the high-altitude, hot-day performer of the industry. It widens the operational envelope, enabling greater mission versatility and performance. This dependable workhorse has greater take-off power at significantly higher hover ceiling levels than competitive helicopters, capable of in-ground-effect hover 16,000 feet ISA. The MD 530F retains the family characteristics of speed, agility, and the ability to operate with ease in confined spaces. And, it maintains low direct operating costs.



## MD SAFETY

### MD 520N®

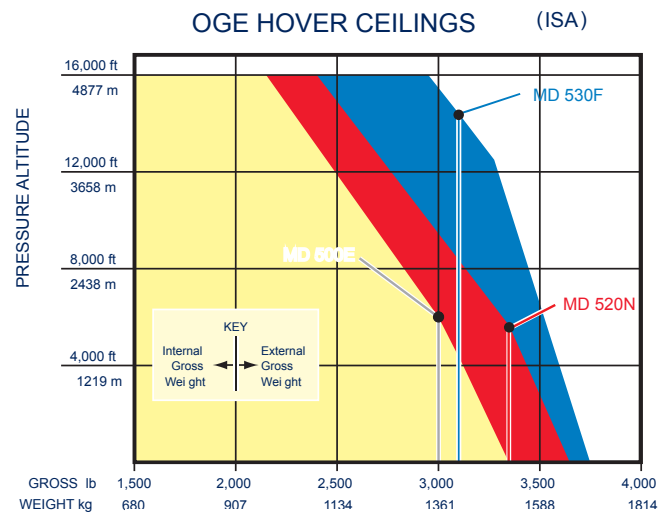
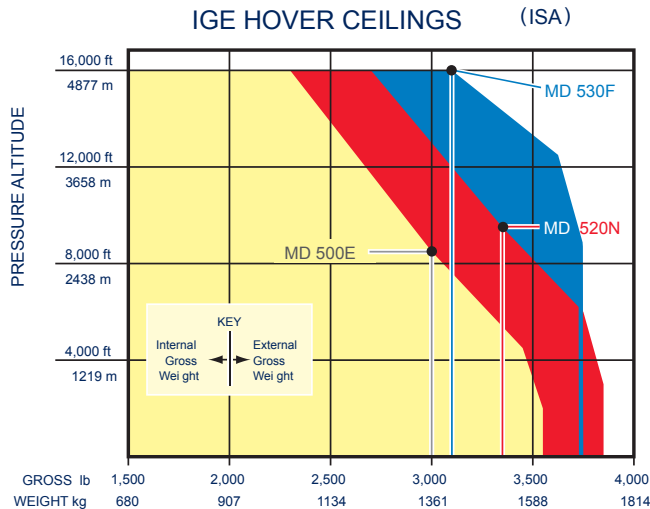
**Quiet and Safe. Fast and Potent.**

The newest member of the MD 500 family is the MD 520N, which also is a member of an exclusive class of the safest, quietest helicopters in the world. These characteristics, plus the other family traits, make it a favorite for law enforcement agencies worldwide.

The key to its popularity is the MD Helicopters' exclusive NOTAR® system for anti-torque and directional control. Replacing conventional tail rotors with the

NOTAR® system provides an immediate margin of safety for crew and aircraft. Since the revolutionary system was introduced in 1992, NOTAR®-equipped helicopters have accumulated nearly 700,000 safe, reliable hours in flight, more than validating its reliability.

With the NOTAR® system, pilot workload is lower, while handling and maneuverability remain at the highest levels of the MD 500 Series. The MD 520N also can accommodate a higher useful load than its sister aircraft, the MD 500E.



## MD SUPPORT

### The MD Commitment: Customer-Focused Support and Services.

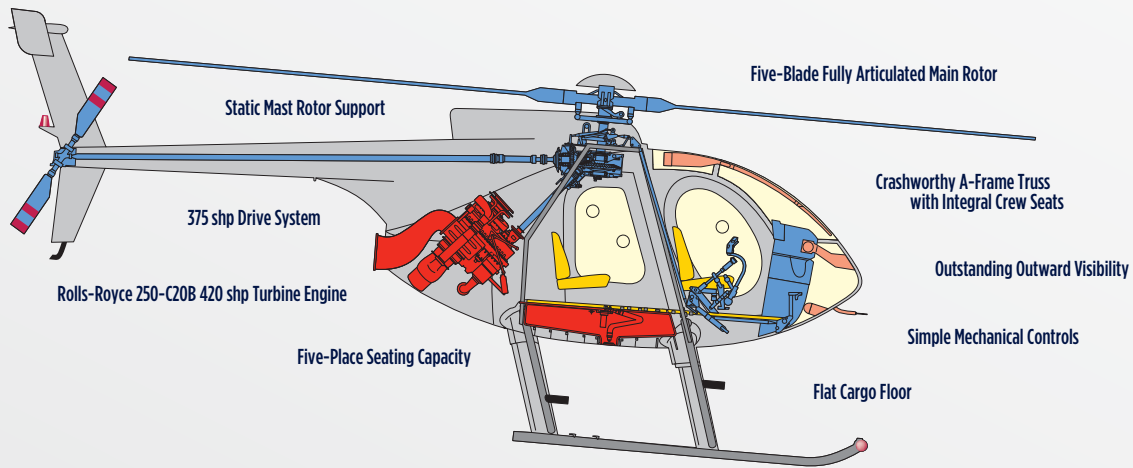
MD Helicopters, Inc. has built a reputation for the extraordinary design and exceptional performance of our aircrafts. Equally important is our dedication to customer support. Replacement parts and technical service are a call or click away.

At MD Helicopters, our long-term success will be built upon our passion for superior products, innovative thinking, and operational processes that are sharply focused on the needs of our customers.

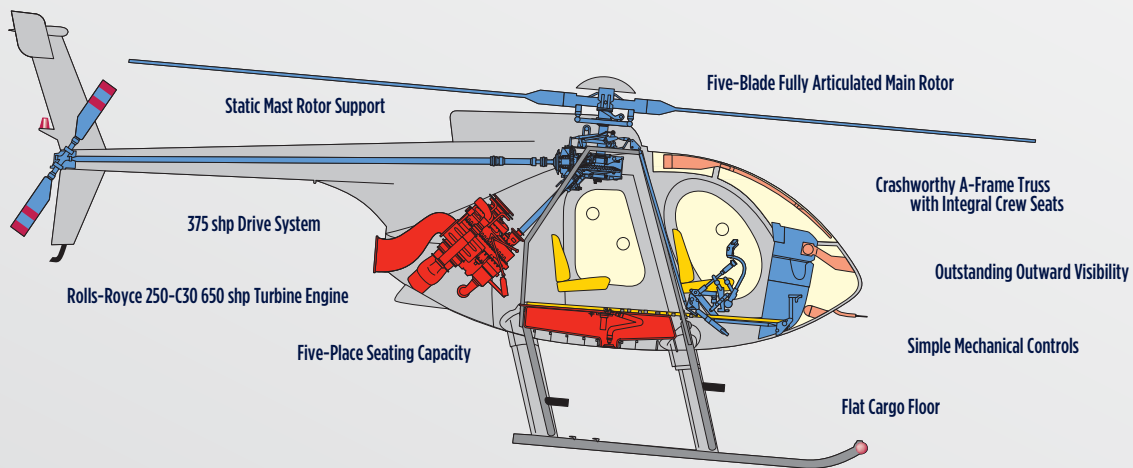
## MD 500 SERIES SPECS

	MD 500E		MD 530F		MD 520N	
	RR250-C20B		RR250-C20R			
Maximum Gross Weight	3,000 lb	1,361 kg	3,000 lb	1,361 kg	3,100 lb	1,405 kg
Useful Load: Internal	1,519 lb	689 kg	1,483 lb	673 kg	1,509 lb	684 kg
Hover-In Ground Effect*	8,600 ft	2,621 m	11,500 ft	3,505 m	16,000 ft	4,877 m
Hover-Out Ground Effect*	6,800 ft	2,073 m	9,500 ft	2,896 m	14,300 ft	4,359 m
Maximum Cruise Speed	133 kt	246 kph	136 kt	252 kph	134 kt	248 kph
Range**	290 nm	537 km	287 nm	532 km	232 nm	430 km
*ISA standard day **5,000 ft MSL						

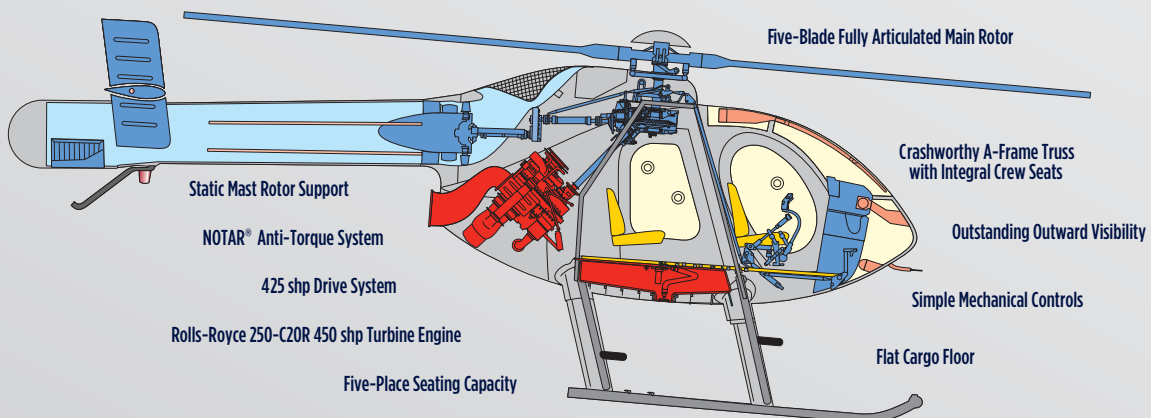




**MD 500E**



**MD 530F**



**MD 520N**

**MISSION PROVEN.  
CHALLENGE READY.**



**MD HELICOPTERS, INC.**

4555 East McDowell Road / Mesa, AZ 85215-9734 USA

P: 1.800.310.8539 / P: 1.480.346.6344

F: 1.480.346.6339 / E: [sales@mdhelicopters.com](mailto:sales@mdhelicopters.com)

**MADE IN AMERICA**

[mdhelicopters.com](http://mdhelicopters.com)